

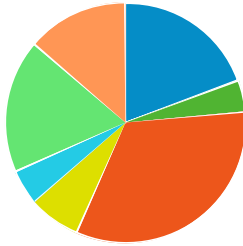


Carbon County, Wyoming consumer spending

Consumer Spending Report (Carbon County, Wyoming)

Apparel (2016)

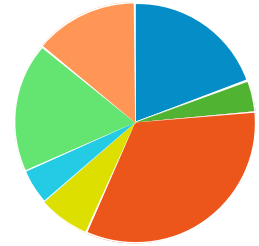
- Men's Apparel
- Boys' Apparel
- Women's Apparel
- Girls' Apparel
- Infants Apparel
- Footwear
- Apparel Services and Accessories



	\$ PER HOUSEHOLD	TOTAL \$000'S
Totals:	\$1,913	\$12,188
Men's Apparel	\$369	\$2,355
Boys' Apparel	\$81	\$522
Women's Apparel	\$632	\$4,028
Girls' Apparel	\$132	\$845
Infants Apparel	\$91	\$583
Footwear	\$343	\$2,191
Apparel Services and Accessories	\$261	\$1,664

Apparel (2021)

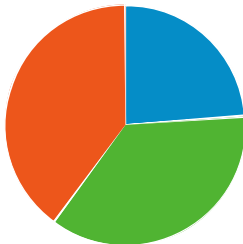
- Men's Apparel
- Boys' Apparel
- Women's Apparel
- Girls' Apparel
- Infants Apparel
- Footwear
- Apparel Services and Accessories



	\$ PER HOUSEHOLD	TOTAL \$000'S
Totals:	\$2,119	\$13,648
Men's Apparel	\$409	\$2,638
Boys' Apparel	\$90	\$582
Women's Apparel	\$701	\$4,519
Girls' Apparel	\$146	\$942
Infants Apparel	\$101	\$651
Footwear	\$371	\$2,391
Apparel Services and Accessories	\$298	\$1,925

Entertainment (2016)

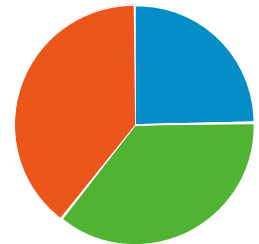
- Fees And Admissions
- Video And Audio Equipment
- Recreational Equipment And Supplies



	\$ PER HOUSEHOLD	TOTAL \$000'S
Totals:	\$3,100	\$19,750
Fees And Admissions	\$740	\$4,715
Video And Audio Equipment	\$1,124	\$7,165
Recreational Equipment And Supplies	\$1,235	\$7,871

Entertainment (2021)

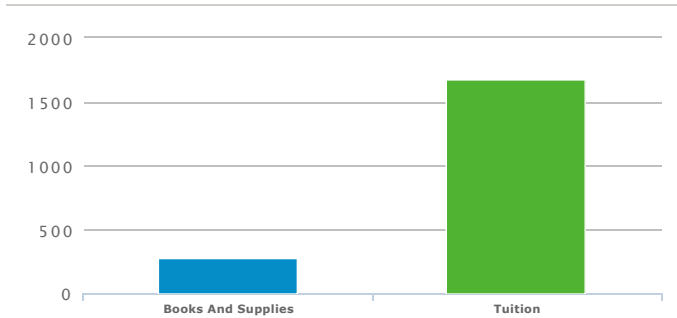
- Fees And Admissions
- Video And Audio Equipment
- Recreational Equipment And Supplies



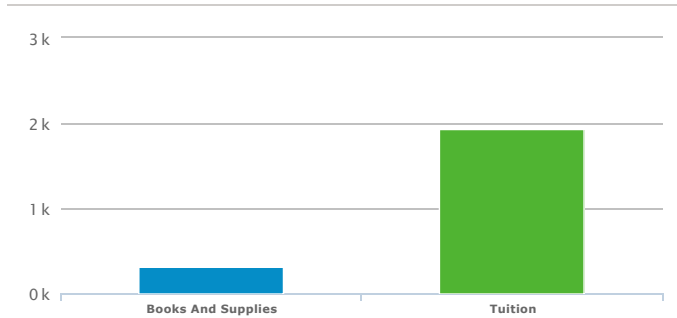
	\$ PER HOUSEHOLD	TOTAL \$000'S
Totals:	\$3,423	\$22,046
Fees And Admissions	\$848	\$5,465
Video And Audio Equipment	\$1,227	\$7,904
Recreational Equipment And Supplies	\$1,347	\$8,677

Education (2016)

Education (2021)




	\$ PER HOUSEHOLD	TOTAL \$000'S
Totals:	\$1,947	\$12,407
Books And Supplies	\$273	\$1,741
Tuition	\$1,674	\$10,666



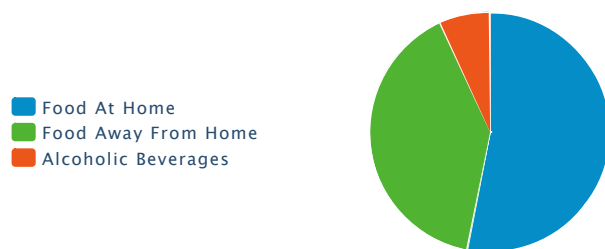
	\$ PER HOUSEHOLD	TOTAL \$000'S
Totals:	\$2,250	\$14,490
Books And Supplies	\$315	\$2,033
Tuition	\$1,934	\$12,457

Food and Beverages (2016)



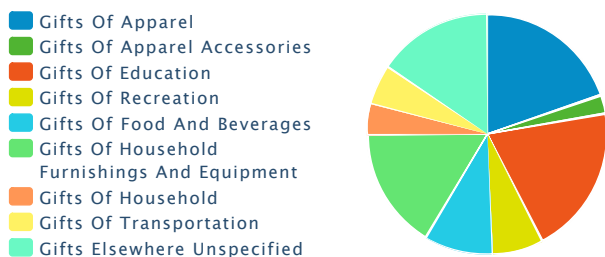
	\$ PER HOUSEHOLD	TOTAL \$000'S
Totals:	\$8,181	\$52,114
Food At Home	\$4,396	\$28,007
Food Away From Home	\$3,238	\$20,632
Alcoholic Beverages	\$545	\$3,476

Food and Beverages (2021)



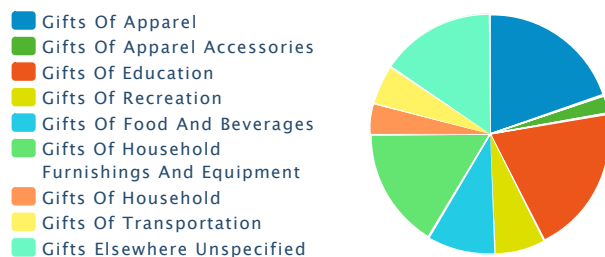
	\$ PER HOUSEHOLD	TOTAL \$000'S
Totals:	\$8,914	\$57,412
Food At Home	\$4,734	\$30,492
Food Away From Home	\$3,567	\$22,977
Alcoholic Beverages	\$612	\$3,943

Gifts (2016)



	\$ PER HOUSEHOLD	TOTAL \$000'S
Totals:	\$1,338	\$8,529
Gifts Of Apparel	\$265	\$1,691
Gifts Of Apparel Accessories	\$33	\$215
Gifts Of Education	\$269	\$1,717
Gifts Of Recreation	\$91	\$581
Gifts Of Food And Beverages	\$124	\$791
Gifts Of Household Furnishings And Equipment	\$217	\$1,388
Gifts Of Household	\$56	\$360
Gifts Of Transportation	\$73	\$466
Gifts Elsewhere Unspecified	\$207	\$1,322

Gifts (2021)

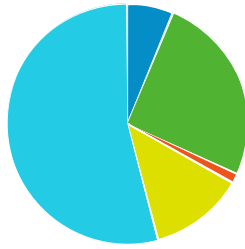


	\$ PER HOUSEHOLD	TOTAL \$000'S
Totals:	\$1,521	\$9,800
Gifts Of Apparel	\$301	\$1,941
Gifts Of Apparel Accessories	\$38	\$247
Gifts Of Education	\$306	\$1,972
Gifts Of Recreation	\$103	\$666
Gifts Of Food And Beverages	\$140	\$907
Gifts Of Household Furnishings And Equipment	\$247	\$1,596
Gifts Of Household	\$63	\$412
Gifts Of Transportation	\$83	\$540
Gifts Elsewhere Unspecified	\$235	\$1,518

Household Furnishings (2016)

Household Furnishings (2021)

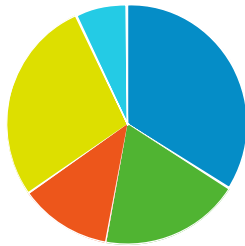
- Household Textiles
- Furniture
- Floor Coverings
- Major Appliances
- Housewares And Small Appliances



	\$ PER HOUSEHOLD	TOTAL \$000'S
Totals:	\$1,901	\$12,114
Household Textiles	\$118	\$757
Furniture	\$486	\$3,098
Floor Coverings	\$26	\$167
Major Appliances	\$243	\$1,553
Housewares And Small Appliances	\$1,026	\$6,539

Shelter (2016)

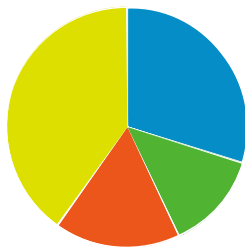
- Mortgage Interest
- Property Taxes
- Miscellaneous Owned Dwelling Costs
- Rental Costs
- Other Lodging



	\$ PER HOUSEHOLD	TOTAL \$000'S
Totals:	\$11,415	\$72,715
Mortgage Interest	\$3,888	\$24,770
Property Taxes	\$2,144	\$13,662
Miscellaneous Owned Dwelling Costs	\$1,417	\$9,027
Rental Costs	\$3,165	\$20,166
Other Lodging	\$799	\$5,091

Household Operations (2016)

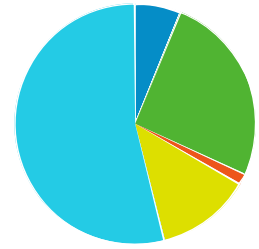
- Babysitting And Elderly Care
- Household Services
- Alimony And Child Support
- Household Supplies



	\$ PER HOUSEHOLD	TOTAL \$000'S
Totals:	\$1,530	\$9,749
Babysitting And Elderly Care	\$455	\$2,903
Household Services	\$201	\$1,283
Alimony And Child Support	\$258	\$1,648
Household Supplies	\$614	\$3,916

Personal Care (2016)

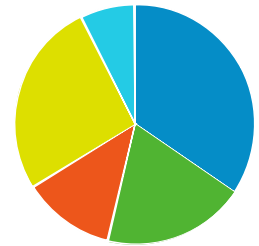
- Household Textiles
- Furniture
- Floor Coverings
- Major Appliances
- Housewares And Small Appliances



	\$ PER HOUSEHOLD	TOTAL \$000'S
Totals:	\$2,112	\$13,607
Household Textiles	\$130	\$842
Furniture	\$544	\$3,506
Floor Coverings	\$30	\$196
Major Appliances	\$269	\$1,737
Housewares And Small Appliances	\$1,137	\$7,326

Shelter (2021)

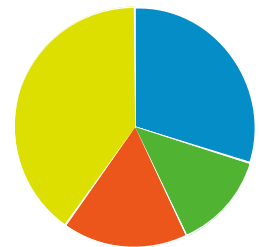
- Mortgage Interest
- Property Taxes
- Miscellaneous Owned Dwelling Costs
- Rental Costs
- Other Lodging



	\$ PER HOUSEHOLD	TOTAL \$000'S
Totals:	\$12,606	\$81,188
Mortgage Interest	\$4,355	\$28,047
Property Taxes	\$2,415	\$15,558
Miscellaneous Owned Dwelling Costs	\$1,580	\$10,176
Rental Costs	\$3,319	\$21,380
Other Lodging	\$935	\$6,027

Household Operations (2021)

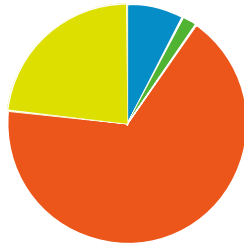
- Babysitting And Elderly Care
- Household Services
- Alimony And Child Support
- Household Supplies



	\$ PER HOUSEHOLD	TOTAL \$000'S
Totals:	\$1,737	\$11,191
Babysitting And Elderly Care	\$518	\$3,339
Household Services	\$227	\$1,467
Alimony And Child Support	\$293	\$1,893
Household Supplies	\$697	\$4,492

Personal Care (2021)

- Hair Care
- Electric Personal Care Appliances
- Personal Care Services
- Personal Care Products



	\$ PER HOUSEHOLD	TOTAL \$000'S
Totals:	\$718	\$4,579
Hair Care	\$55	\$356
Electric Personal Care Appliances	\$14	\$90
Personal Care Services	\$481	\$3,064
Personal Care Products	\$167	\$1,069

Utilities (2016)

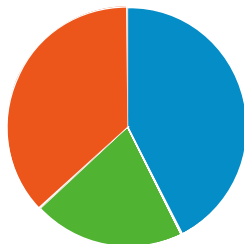
- Natural Gas
- Electricity
- Fuel Oil And Other Fuels
- Telephone Service
- Other Utilities



	\$ PER HOUSEHOLD	TOTAL \$000'S
Totals:	\$4,197	\$26,737
Natural Gas	\$444	\$2,834
Electricity	\$1,591	\$10,136
Fuel Oil And Other Fuels	\$153	\$978
Telephone Service	\$1,435	\$9,146
Other Utilities	\$571	\$3,643

Reading (2016)

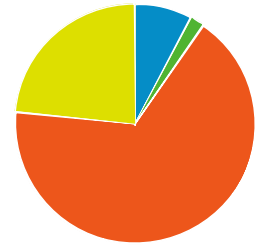
- Newspapers
- Magazines
- Books



	\$ PER HOUSEHOLD	TOTAL \$000'S
Totals:	\$123	\$784
Newspapers	\$52	\$336
Magazines	\$25	\$161
Books	\$45	\$287

Tobacco (2016)

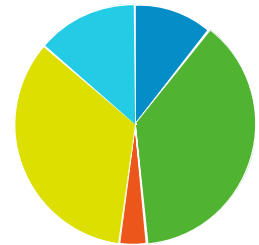
- Hair Care
- Electric Personal Care Appliances
- Personal Care Services
- Personal Care Products



	\$ PER HOUSEHOLD	TOTAL \$000'S
Totals:	\$790	\$5,091
Hair Care	\$61	\$396
Electric Personal Care Appliances	\$15	\$100
Personal Care Services	\$528	\$3,406
Personal Care Products	\$184	\$1,188

Utilities (2021)

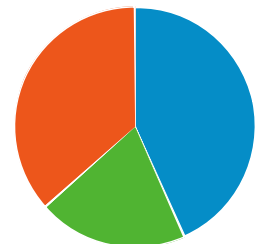
- Natural Gas
- Electricity
- Fuel Oil And Other Fuels
- Telephone Service
- Other Utilities



	\$ PER HOUSEHOLD	TOTAL \$000'S
Totals:	\$4,530	\$29,174
Natural Gas	\$483	\$3,115
Electricity	\$1,710	\$11,017
Fuel Oil And Other Fuels	\$166	\$1,072
Telephone Service	\$1,548	\$9,974
Other Utilities	\$620	\$3,996

Reading (2021)

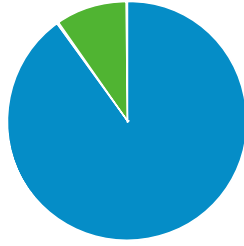
- Newspapers
- Magazines
- Books



	\$ PER HOUSEHOLD	TOTAL \$000'S
Totals:	\$136	\$876
Newspapers	\$58	\$376
Magazines	\$27	\$180
Books	\$49	\$321

Tobacco (2021)

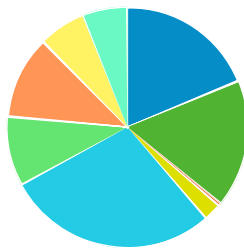
■ Cigarettes
■ Other Tobacco Products



	\$ PER HOUSEHOLD	TOTAL \$000'S
Totals:	\$347	\$2,214
Cigarettes	\$312	\$1,993
Other Tobacco Products	\$34	\$222

Transportation (2016)

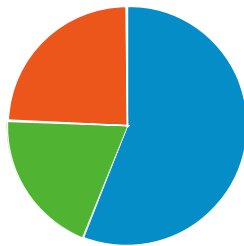
■ New Vehicle Purchase
■ Used Vehicle Purchase
■ Motorcycles (New And Used)
■ Vehicle Finance Charges
■ Gasoline And Oil
■ Vehicle Repair And Maintenance
■ Vehicle Insurance
■ Public Transportation
■ Other Transportation Costs



	\$ PER HOUSEHOLD	TOTAL \$000'S
Totals:	\$10,665	\$67,941
New Vehicle Purchase	\$2,004	\$12,768
Used Vehicle Purchase	\$1,828	\$11,646
Motorcycles (New And Used)	\$47	\$300
Vehicle Finance Charges	\$245	\$1,565
Gasoline And Oil	\$3,025	\$19,273
Vehicle Repair And Maintenance	\$1,005	\$6,406
Vehicle Insurance	\$1,189	\$7,574
Public Transportation	\$665	\$4,238
Other Transportation Costs	\$654	\$4,171

Health Care (2016)

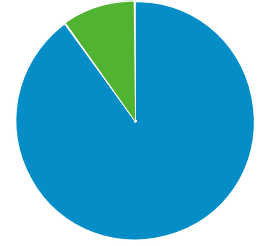
■ Health Care Insurance
■ Health Care Services
■ Health Care Supplies And Equipment



	\$ PER HOUSEHOLD	TOTAL \$000'S
Totals:	\$4,495	\$28,634
Health Care Insurance	\$2,516	\$16,032
Health Care Services	\$886	\$5,650
Health Care Supplies And Equipment	\$1,091	\$6,952

Miscellaneous Expenses (2016)

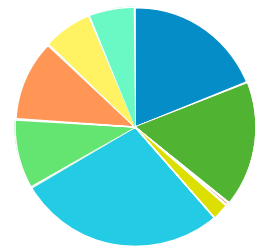
■ Cigarettes
■ Other Tobacco Products



	\$ PER HOUSEHOLD	TOTAL \$000'S
Totals:	\$365	\$2,351
Cigarettes	\$328	\$2,115
Other Tobacco Products	\$36	\$235

Transportation (2021)

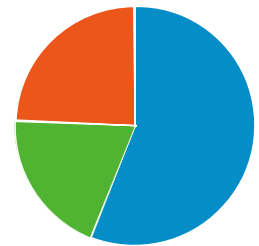
■ New Vehicle Purchase
■ Used Vehicle Purchase
■ Motorcycles (New And Used)
■ Vehicle Finance Charges
■ Gasoline And Oil
■ Vehicle Repair And Maintenance
■ Vehicle Insurance
■ Public Transportation
■ Other Transportation Costs



	\$ PER HOUSEHOLD	TOTAL \$000'S
Totals:	\$11,612	\$74,785
New Vehicle Purchase	\$2,212	\$14,249
Used Vehicle Purchase	\$1,953	\$12,578
Motorcycles (New And Used)	\$50	\$323
Vehicle Finance Charges	\$264	\$1,706
Gasoline And Oil	\$3,254	\$20,957
Vehicle Repair And Maintenance	\$1,094	\$7,047
Vehicle Insurance	\$1,286	\$8,283
Public Transportation	\$761	\$4,904
Other Transportation Costs	\$735	\$4,738

Health Care (2021)

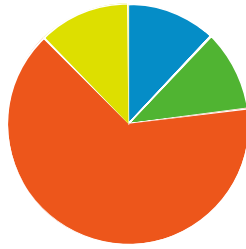
■ Health Care Insurance
■ Health Care Services
■ Health Care Supplies And Equipment



	\$ PER HOUSEHOLD	TOTAL \$000'S
Totals:	\$4,852	\$31,253
Health Care Insurance	\$2,717	\$17,500
Health Care Services	\$957	\$6,165
Health Care Supplies And Equipment	\$1,178	\$7,589

Miscellaneous Expenses (2021)

- Legal And Accounting
- Funeral And Cemetery
- Finance Charges Excluding Mortgage And Vehicle
- Other Miscellaneous Expenses



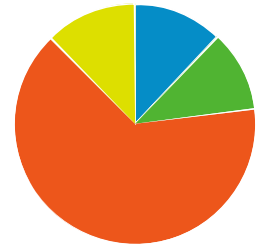
	\$ PER HOUSEHOLD	TOTAL \$000'S
Totals:	\$826	\$5,268
Legal And Accounting	\$99	\$636
Funeral And Cemetery	\$91	\$583
Finance Charges Excluding Mortgage And Vehicle	\$533	\$3,396
Other Miscellaneous Expenses	\$102	\$653

Personal Insurance (2016)		
	\$ PER HOUSEHOLD	TOTAL \$000'S
	\$396	\$2,524

Contributions (2016)		
	\$ PER HOUSEHOLD	TOTAL \$000'S
	\$2,286	\$14,566

Retail Potential (2016)		
	\$ PER HOUSEHOLD	TOTAL \$000'S
New Car Dealers	\$3,869	\$24,648
User Car Dealers	\$231	\$1,475
Recreational Vehicle Dealers	\$11	\$76
Motorcycle and Boat Dealers	\$165	\$1,056
Auto Parts and Accessories	\$597	\$3,806
Tire Dealers	\$272	\$1,736
Furniture Stores	\$375	\$2,393
Floor Covering Stores	\$134	\$857
Other Home Furnishing Stores	\$125	\$801
Appliances and Electronics Stores	\$872	\$5,561
Computer Stores	\$1,562	\$9,956
Camera and Photography Stores	\$100	\$639
Hardware Stores	\$205	\$1,308
Paint and Wallpaper Stores	\$18	\$120
Home Centers	\$454	\$2,894
Other Building Materials Stores	\$548	\$3,492
Outdoor Power Equipment Stores	\$17	\$109
Nursery and Garden Stores	\$137	\$873
Grocery Stores	\$6,260	\$39,880
Convenience Stores	\$267	\$1,706
Meat Markets	\$64	\$408
Fish and Seafood Markets	\$14	\$95
Fruit and Vegetable Markets	\$30	\$192
Other Specialty Food Markets	\$47	\$301
Liquor Stores	\$148	\$947
Pharmacy and Drug Stores	\$1,323	\$8,429
Costmetics and Beauty Stores	\$56	\$360
Optical Goods Stores	\$135	\$861
Other Health and Personal Care Stores	\$107	\$683
Gasoline Stations with Convenience Stores	\$1,009	\$6,431
Gasoline Stations without Convenience Stores	\$165	\$1,057
Men's Clothing Stores	\$55	\$352

- Legal And Accounting
- Funeral And Cemetery
- Finance Charges Excluding Mortgage And Vehicle
- Other Miscellaneous Expenses



	\$ PER HOUSEHOLD	TOTAL \$000'S
Totals:	\$897	\$5,777
Legal And Accounting	\$108	\$698
Funeral And Cemetery	\$99	\$643
Finance Charges Excluding Mortgage And Vehicle	\$577	\$3,719
Other Miscellaneous Expenses	\$111	\$716

Personal Insurance (2021)		
	\$ PER HOUSEHOLD	TOTAL \$000'S
	\$452	\$2,912

Contributions (2021)		
	\$ PER HOUSEHOLD	TOTAL \$000'S
	\$2,644	\$17,033

Source: Applied Geographic Solutions, 2016

Women's Clothing Stores	\$176	\$1,126
Childrens' and Infant's Clothing Stores	\$97	\$624
Family Clothing Stores	\$372	\$2,374
Clothing Accessory Stores	\$19	\$127
Other Apparel Stores	\$44	\$283
Shoe Stores	\$121	\$776
Jewelry Stores	\$237	\$1,512
Luggage Stores	\$223	\$1,425
Sporting Goods Stores	\$166	\$1,063
Hobby, Toy, and Game Stores	\$49	\$316
Sewing and Needlecraft Stores	\$18	\$119
Musical Instrument Stores	\$39	\$252
Book Stores	\$352	\$2,244
Record,Tape,and CD Stores	\$94	\$600
Department Stores	\$2,943	\$18,747
Warehouse Superstores	\$1,264	\$8,053
Other General Merchandise Stores	\$353	\$2,251
Florists	\$29	\$185
Office and Stationary Stores	\$269	\$1,719
Gift and Souvenir Stores	\$86	\$551
Used Merchandise Stores	\$56	\$363
Pet and Pet Supply Stores	\$116	\$743
Art Dealers	\$10	\$69
Mobile Home Dealers	\$0	\$5
Other Miscellaneous Retail Stores	\$118	\$754
Mail Order and Catalog Stores	\$2,155	\$13,729
Vending Machines	\$91	\$585
Fuel Dealers	\$377	\$2,404
Other Direct Selling Establishments	\$190	\$1,216
Hotels and Other Travel Accomodations	\$142	\$909
RV Parks	\$2	\$14
Rooming and Boarding Houses	\$1	\$6
Full Service Restaurants	\$959	\$6,114
Limited Service Restaurants	\$952	\$6,070
Special Food Services and Catering	\$159	\$1,019
Drinking Places	\$86	\$548

